

## EndyMed PRO Advantages

### Patient Benefits

- Highly effective
- Customized treatment parameters
- Optimal safety with minimal discomfort and no side effects
- Short treatment with minimal downtime
- Noticeable immediate improvement
- Long term results

### Physician Benefits

- Effective solutions for anti-wrinkles, skin tightening, fractional skin resurfacing and body contouring
- Fast, walk-in / walk-out procedure for optimal patient satisfaction
- Customized treatment plan with preset default parameters
- Suitable for the complete range of skin types
- Single platform growth plan
- No consumables (for the TC handpieces) and low priced consumables (for the FSR handpiece) for rapid ROI and profitability



## EndyMed PRO Specifications

### Handpiece Specifications

	Skin Tightening / Body Contouring Handpieces	FSR Handpiece
Maximum output power	65 Watts	
Pulse duration		0.1 – 0.6 sec.
Total RF energy		Up to 62mj/pin
Disposable tip matrix spots		112 matrix spots
Disposable tip spot size		10 x 15 mm
Disposable tip pulses		Up to 300 pulses

### System Specifications

Output frequency	1MHz
Power consumption	220 Watts
Input power	110-120 V, 50-60 Hz, 2A or, 220-240 V, 50-60 Hz, 1A
User interface	LCD color touch screen
Dimensions	115 x 30 x 19 cm; 45 x 12 x 7 in.
Weight	33 kg; 72.5 lb.



## EndyMed Medical

EndyMed Medical Ltd., established in 2007, is a medical device company that develops and commercializes energy based aesthetic treatment systems for the professional markets. EndyMed's proprietary 3DEEP™ radiofrequency technology is a unique solution for fractional skin resurfacing, wrinkle treatment, skin tightening and body contouring.



EndyMed™ Medical Ltd., 7 Bareket St., POB 3582, North Industrial Park, Caesarea 30889, Israel  
 [ t ] +972 4 630 9100 [ f ] +972 4 630 9101 [ e ] info@endymed.com [ w ] www.endymed.com



© 2012, EndyMed Medical Ltd. All rights reserved.

## EndyMedPRO™

# Experience the 3DEEP® Advantage –

# RF Will Never Be the Same Again



PB 100103 Rev - 2



**EndyMed™**  
THE 3DEEP® COMPANY

studioGE.com

## 3DEEP® – Technology Based on Science

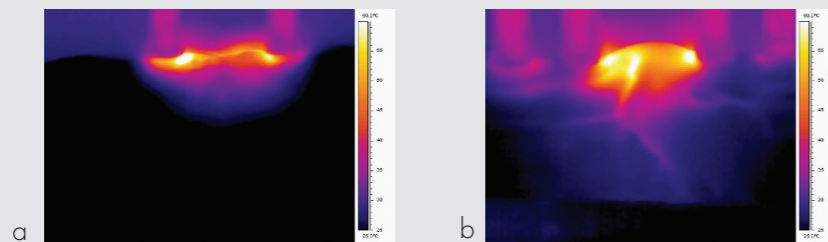
EndyMed's proprietary 3DEEP® technology is a multi-source, phase-controlled radio frequency energy source that is innovative, safe and effective.

3DEEP uses an array of multiple electrodes and a sophisticated algorithm to manage the phase of the energy flowing between sets of electrodes. The repelling forces between adjacent electromagnetic fields drive the energy vertically into the target tissue, reducing significantly the energy flowing along the skin's surface (and any potential side effects) and eliminating the need for skin cooling.

### Compare thermal profiles of 3DEEP RF and bipolar RF

(a) Bipolar thermal image.

(b) 3DEEP thermal image – note the depth of penetration. Identical energy was delivered to the tissue for both 3DEEP and bipolar. A FLIR ThermoCAM SC 640 thermal camera was used.

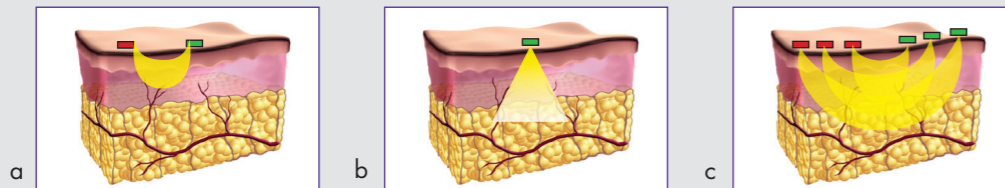


### Compare energy penetration depth of 3DEEP RF with bipolar or monopolar RF technologies

a) Bipolar and x-polar RF – relatively superficial and less efficient

b) Monopolar RF – energy flows uncontrolled in the tissue, requiring intense cooling

c) 3DEEP RF – focused and contained deep energy flow with no need for cooling

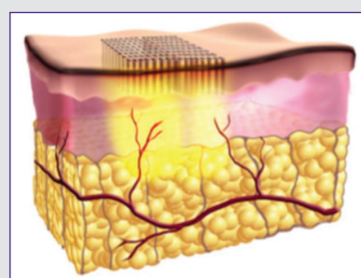


## 3DEEP Fractional Skin Resurfacing

To treat aging skin, it is necessary to remove the upper layers of the skin (stratum corneum and epidermis) by ablation to reduce skin roughness and hyperpigmentation. Fractional ablation accomplishes this effectively with minimal downtime and rapid recovery.

In addition, for the best long lasting effect, the dermis should be simultaneously treated with non-ablative deep dermal heating, which leads to collagen remodeling and the reduction of wrinkles and scars.

EndyMed's 3DEEP Fractional Skin Resurfacing technology simultaneously performs micro-fractional ablation on the epidermal layer while providing deep dermal volumetric heating, all in one pulse.



3DEEP Fractional Skin Resurfacing provides a smoother, brighter skin surface (stratum corneum and epidermis) and reduced hyperpigmentation (epidermis). Simultaneously, volumetric deep dermal heating reaches the collagen fibers causing an immediate and long term tightening effect. 3DEEP Fractional Skin Resurfacing effectively treats all skin layers for an optimal result.

## EndyMed PRO – Discover the 3DEEP® Difference

The sleekly designed EndyMed PRO is a multi-application system that is available with a range of handpieces that are customized for different applications and treatment areas. The EndyMed PRO includes an easy-to-use, intuitive touch screen interface and is equipped with a range of safety features.

The EndyMed PRO has integrated real time impedance measurements assuring direct and exact energy delivery customized to each patient's skin impedance. Treatment presets, based on clinical experience, provide optimized RF energy settings according to specific treatment areas and applications.



### 3DEEP Body Contouring Handpiece

Specially designed for treatment of larger body areas such as abdomen, buttocks and thighs for treating skin laxity, cellulite, body shaping and circumference reduction.



### 3DEEP Face and Body Tightening Handpiece

Specially designed for skin laxity treatment of smaller body areas such as peri-umbilical, neck, arms and knees.



### 3DEEP Facial Tightening Handpiece

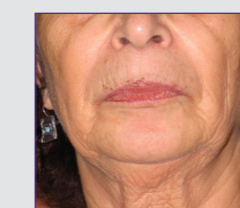
Specially designed for the treatment of wrinkles and lax skin on the face and neck, including forehead, temples, cheeks and under chin areas.



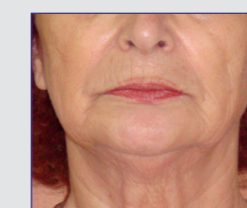
### 3DEEP Fractional Skin Resurfacing Handpiece

Specially designed for fractional skin resurfacing and treatment of skin roughness, hyperpigmentation, and wrinkles and scars on both facial and body areas.

## Visible Results



Before treatment



6 months follow up

### 1. Face and Neck anti-wrinkle treatment

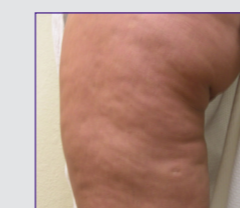


Before treatment



2 months after treatment

### 2. Skin tightening on the neck

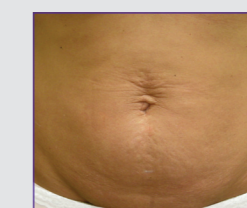


Before treatment



After 4 treatments

### 3. Thigh contouring and cellulite reduction



Before treatment



After 6 treatments

### 4. Abdomen contouring

Photos 1: Courtesy of I. Vider, M.D., Medical OR, Hertzlia, Israel

Photos 2: Courtesy of Prof. Daniel Cassuto, Milan, Italy

Photos 3: Courtesy of Fiona Wright, MD, Plano, Texas, USA

Photos 4: Courtesy of Sharon Khettry MD, F.A.C.O.G., MN, USA